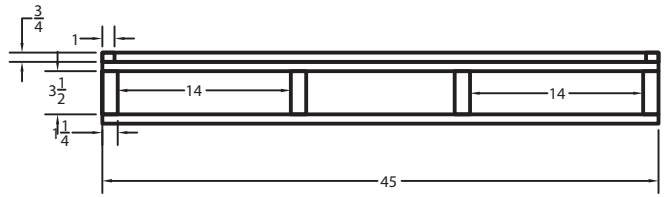
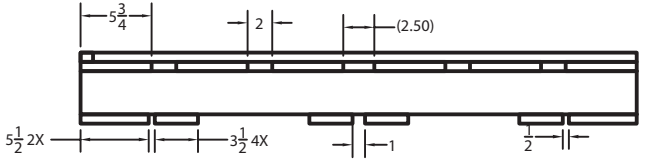
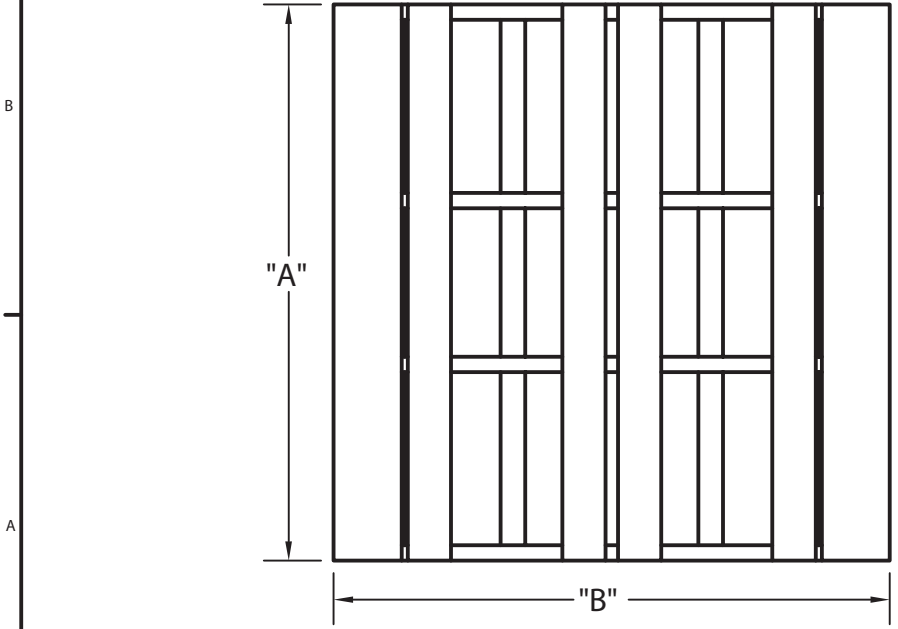


3/4" x 1" Perimeter Board



Notes:

1. Top Deck 3/4 inch, See Table for quantity
2. Bottom Boards 3/4 inch, See Table for quantity
3. Runners, See Table for quantity
4. 1" x 1" Edge Frame, See table for size
5. The pallets are designed and constructed to the (US) National Wooden Pallet & Container Association recommendations.



- 3						
- 2	48" 48"	7	6	4	48" Sq	
- 1	45" 45"	6	6	4	45" Sq	
DASH	"A" "B"	MIN	MIN			OD
Dimensions		Top Boards	Bottom Boards	Runners	Frame	

DRAWN		11/21/2006				
CHECKED						
QA			TITLE			
MFG			-1, 45" x 45", 2 Way Pallet			
APPROVED			-2, 48" x 48", 2 Way Pallet			
	SIZE	A	DWG NO	101665	REV	2
	SCALE				PAGE	2 OF 2